



# Glass Balustrade

We offer two styles of glass balustrade, Summit top glaze and Euro offset.

All of our glass is clear, toughened and heat soaked. We offer a large range of spigots and handrails in round and square styles.

Glass balustrade allows for the beauty of uninterrupted views while providing a protective barrier. Hardware options include spigots, channel, stand offs or posts which may be fitted to horizontal or vertical surfaces.


Contact details

Office: (03) 6272 0476 | Email: [admin@irds.com.au](mailto:admin@irds.com.au)  
Address: 4/6 Pearl Street Derwent Park | Website: [www.irds.com.au](http://www.irds.com.au)

# GLASS BALUSTRADE

Independent Roller Door Services (IRDS) are proud to announce a high quality glass balustrade system to the Tasmanian market. This new product will be supplied and installed by our qualified Technicians. Our customers can rest assured they will receive the best service and can expect nothing less from IRDS, it's what we are known for. Our glass balustrade systems are made to the highest quality with every batch of glass tested for strength, we have all certificates and reports to show we fully comply with the Australian standard.

Our glass system is heat soaked, after the glass is toughened it's put in special racks and placed into an oven which heats the glass to a required temperature, then allowed to cool to room temperature. This test seeks to induce breakages in the oven of any panel with NIS inclusion or stress in the glass which reduces the chance of onsite breakage. We also have a range of spigots and stainless steel finishes that will leave a lasting impression, you can sit back and enjoy the view with our fully frameless system. We invite you to our showroom to see these products and speak with our friendly staff.



# VERSATILT ADJUSTABLE CHANNEL

**The Versatilt aluminium channel system with glass tilt adjustability sets the new standard for face mount and deck mount channel installations.**


Channels are available in a clear anodise finish at 4200mm long with pre-drilled fixing holes suitable for either face mount or deck mount installation. Once installed, covers simply snap on to conceal all fixings. In a massive technical advancement, the patented rotator plates allow friction and tilt adjustment of glass inside the channel.

Although more common for balustrade installations, the versatilt channel may also be considered for pool fence installations and particularly face mount situations.

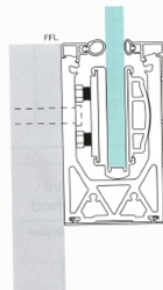


## Advantages

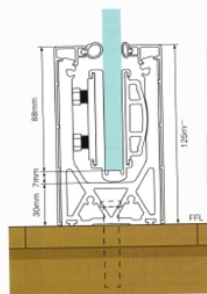
- Suits 12mm to 15mm toughened glass (including SGP toughened glass)
- Channel finish is clear anodised - covers available in brushed satin anodised or mill finish
- Face mount and deck mount styles available - 4200mm long
- Easy snap on covers hide all fixings
- Highest quality complete channel system - easy to install
- For corner installations there is no need to mitre cut the channel itself. Simply cut covers longer for easy installation
- For pool fencing applications use our 1350mm high 'clear glaze' glass



Face mount



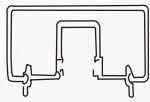
Deck mount



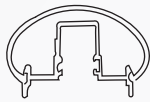
**NOTE:** When installing Versatilt as face mount, use our 1350mm high 'clear glaze' glass to achieve height required for pool fencing

# SEMI FRAMELESS GLASS BALUSTRADE

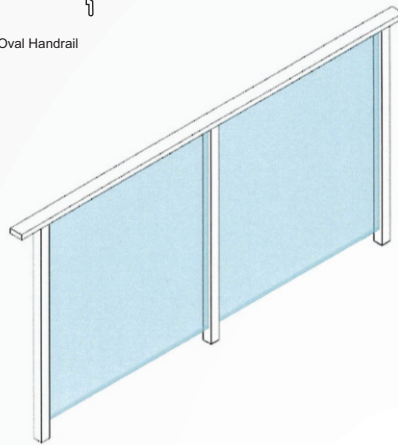
We have a new product here at IRDS, our semi frameless glass balustrade. This product allows our customers to have an impressive finish with uninterrupted views. This is manufactured as 8mm thick laminated clear glass with the option of powder coat aluminum frames.



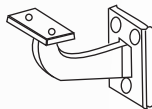
Rectangular Handrail



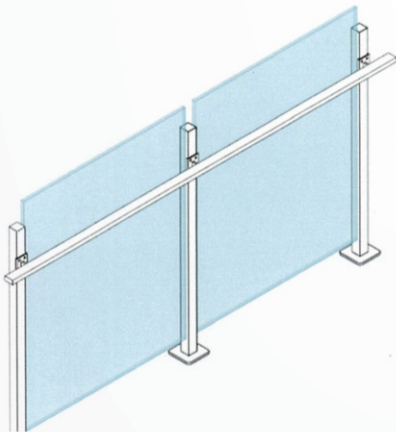
Oval Handrail




Offset Handrail



Offset Bracket

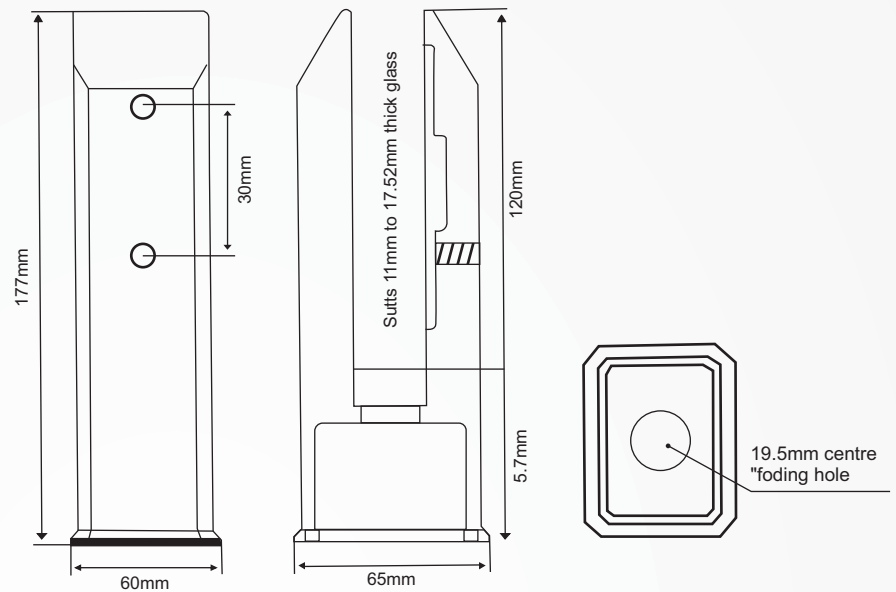


# MADRID TOP FIX - 2205 STAINLESS STEEL



## Madrid Deluxe top fix clamp Polish or satin finish

Order code: **MADDEL-TF-S (polish)**  
**MADDEL-TF-S (satin)**



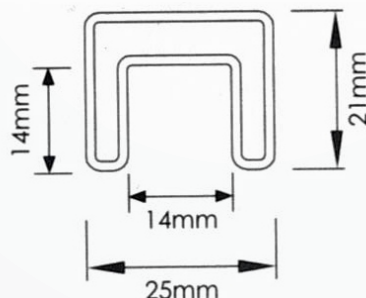
### ADVANTAGES

- Top fix spigot installed with single central M12 fixing and specially machined nut
- Single central fixing ideal for narrow/PFC beams and slab installations
- No large core holes, dress rings or domical covers required
- Stainless steel 2205 spigot in polish or satin finish
- 45mm front slimline profile x 65mm depth
- Suits 12mm up to 17.52mm glass
- Friction fit glass installation with recessed friction packer- no holes in glass required
- 120mm depth spigot mouth provides extra clamping strength and rigidity
- Internal packers included for glass panel alignment and tilt adjustment
- 5mm thick SS2205 height adjustment packer for uneven surfaces available in polish and satin finish (sold separately)

## NANORAIL® 25MM X 21MM HANDRAIL



SLIMLINE  
RAIL




### SPECIFICATION

- Available in 5800mm or 2900mm lengths: polish or satin finish
- Slimline stylish profile - 'Nanorail' - caps over 12mm thick glass
- 1.2mm wall thickness
- 14mm x 14mm glazing pocket: silicone onto glass or use in conjunction with glazing rubber
- Stainless steel 316L - low carbon stainless

**IRODS**  
GROUP


# MADRID RANGE - 2205 STAINLESS STEEL

Stainless Steel 2205 is a superior duplex stainless steel. It features elevated levels of chemical components enabling superior strength and corrosion/pitting resistance. SS2205 is commonly used in harsh marine environments.




### BASE PLATED Spigot - FRICTION FIT Polish or satin finish

Order code: MAD-SBP-P (polish finish)  
MAD-SBP-S (satin finish)



### SLIMLINE DOMICAL COVER Polish or satin finish

Order code: MAD-SDC-P (polish finish)  
MAD-SDC-S (satin finish)



### DOMICAL COVER (27mm H) Polish or satin finish


Order code: LS-DC-P (polish finish)  
LS-DC-S (satin finish)

12MM HIGH  
SLIMLINE DOMICAL  
COVER

### BASE PLATED ADVANTAGES

- Made from stainless steel 2205
- Contemporary tapered top to comply with 'no toe hold' requirements
- Base plate has 4 x counter sunk holes to enable flush fixing. Counter sunk timber screws available (hex head drive) for affixing to timber
- Square shape with minimal visible fixings
- Recessed friction plate for neat finish
- Tapered packer included (1mm to 1.5mm) to enable tilt adjustment to glass

CONSIDER WHEN USING DYNA BOLTS OR HIGH FIXINGS/FASTENERS - 23MM HIGH DOMICAL COVER



IRDS have developed a reputation in the trade for providing the highest of quality glass balustrade. We have a large range of 12mm thick, clear toughened glass balustrade that can be ordered to custom measurements. Panels are produced under strict quality assurance requirements, this process guarantees our customers receive only the best.

