

DERWENT PARK SLIDING GATE

FRAME

50 x 50 x 3mm SHS Frame

50 x 100 x 3mm RHS Bottom Rail

- Sliding Gate wheels insert into Bottom Rail
- Extends 400mm further than gate width for motor racking to attach to

40 x 40 x 3mm Guide Angle

- Extends 400mm past gate to slot into Guide Block

Mitred Corners

DESIGN

19mm CHS (1.2mm) Vertical Tubes

110mm Tube Centres

MATERIALS

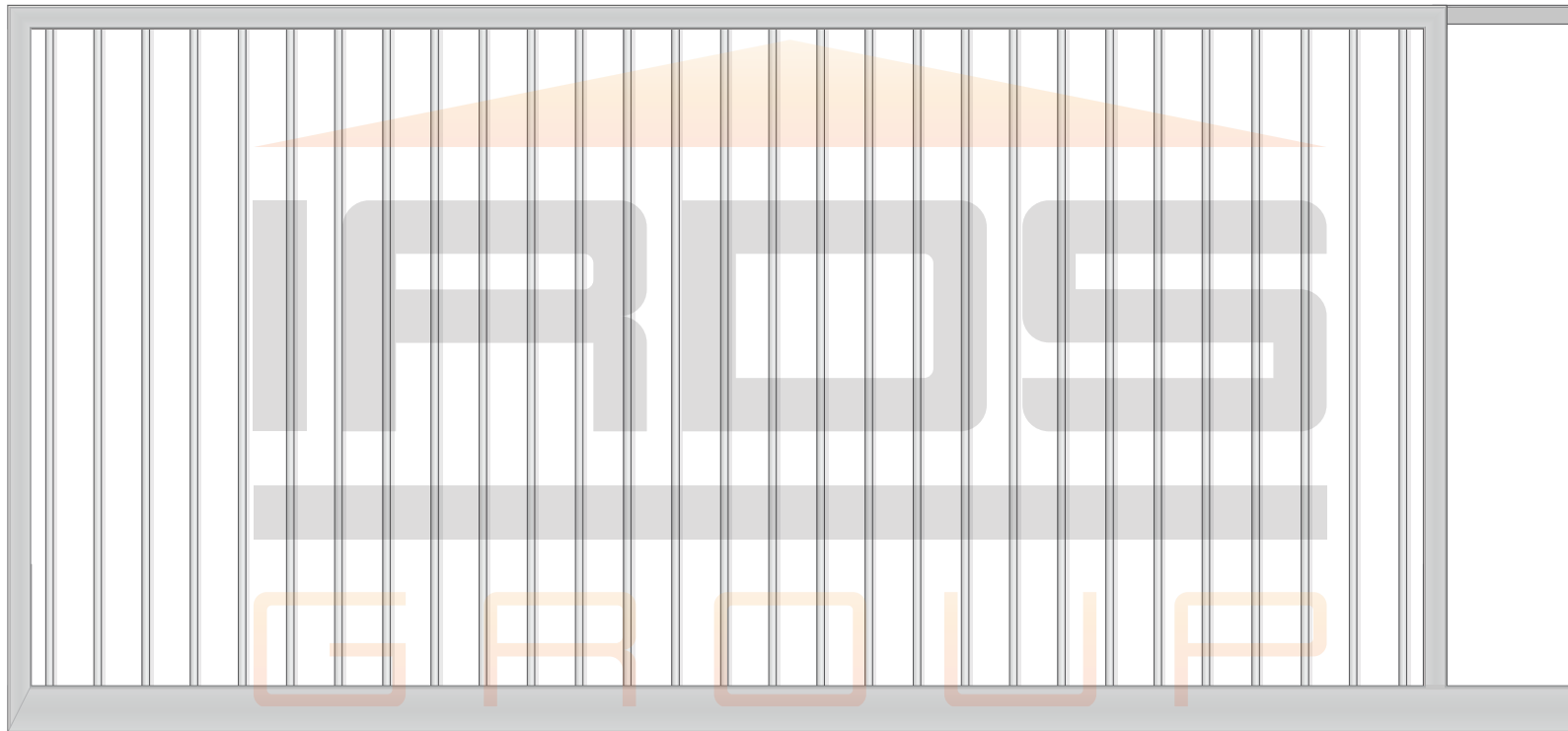
Galv Steel

All of our Sliding Gates are available in the Interpon Powder Coating Colour Range

TITLE: **DERWENT PARK**
SLIDING GATE

CONTACT: admin@irdsgroup.com.au

irdsgroup.com.au // (03) 6272 0494



IRON POT - SLIDING GATE

FRAME

50 x 50 x 3mm SHS Frame

50 x 100 x 3mm RHS Bottom Rail

- Sliding Gate wheels insert into Bottom Rail
- Extends 400mm further than gate width for motor racking to attach to

40 x 40 x 3mm Guide Angle

- Extends 400mm past gate to slot into Guide Block

Mitred Corners

DESIGN

19mm CHS (1.2mm) Vertical Tubes

110mm Tube Centres

MATERIALS


Galv Steel

All of our Sliding Gates are available in the Interpon Powder Coating Colour Range

TITLE: **IRON POT**
SLIDING GATE

CONTACT: admin@irdsgroup.com.au

irdsgroup.com.au // (03) 6272 0494



WELLINGTON SLIDING GATE

FRAME

- 50 x 50 x 3mm SHS Frame
 - 50 x 100 x 3mm RHS Bottom Rail
 - Sliding Gate wheels insert into Bottom Rail
 - Extends 400mm further than gate width for motor racking to attach to
 - 40 x 40 x 3mm Guide Angle
 - Extends 400mm past gate to slot into Guide Block
- Mitred Corners

DESIGN

- 19mm CHS (1.2mm) Vertical Tubes
- 110mm Tube Centres

MATERIALS

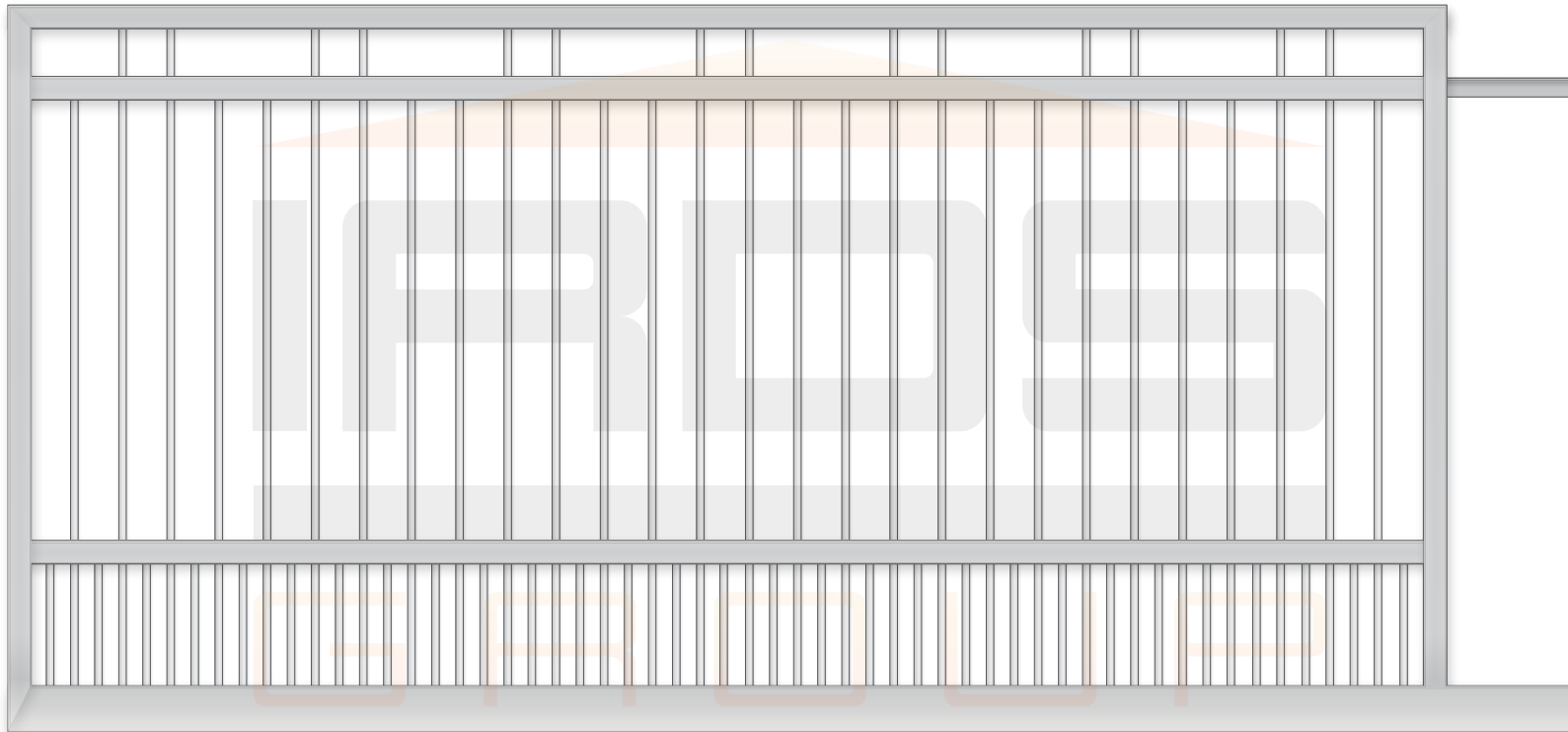
- Galv Steel
- All of our Sliding Gates are available in the Interpon Powder Coating Colour Range

PATTERN MAY VARY DEPENDING ON WIDTH

TITLE: **WELLINGTON**
SLIDING GATE

CONTACT: admin@irdsgroup.com.au

irdsgroup.com.au // (03) 6272 0494



BAY OF FIRES SLIDING GATE

FRAME

- 50 x 50 x 3mm SHS Frame
 - 50 x 100 x 3mm RHS Bottom Rail
 - Sliding Gate wheels insert into Bottom Rail
 - Extends 400mm further than gate width for motor racking to attach to
 - 40 x 40 x 3mm Guide Angle
 - Extends 400mm past gate to slot into Guide Block
- Mitred Corners

DESIGN

- 19mm CHS (1.2mm) Vertical Tubes
- 110mm Tube Centres
- Doggy Bars @ 55mm Tube Centres

MATERIALS


- Galv Steel
- All of our Sliding Gates are available in the Interpon Powder Coating Colour Range

PATTERN MAY VARY DEPENDING ON WIDTH

TITLE: **BAY OF FIRES**
SLIDING GATE

CONTACT: admin@irdsgroup.com.au

irdsgroup.com.au // (03) 6272 0494



CRADLE MOUNTAIN SLIDING GATE

FRAME

- 50 x 50 x 3mm SHS Frame
 - 50 x 100 x 3mm RHS Bottom Rail
 - Sliding Gate wheels insert into Bottom Rail
 - Extends 400mm further than gate width for motor racking to attach to
 - 40 x 40 x 3mm Guide Angle
 - Extends 400mm past gate to slot into Guide Block
- Mitred Corners

DESIGN

- 19mm CHS (1.2mm) Vertical Tubes
- 110mm Tube Centres
- Fleur De Lys 'J' Male Spear
- Doggy Bars @ 55mm Tube Centres

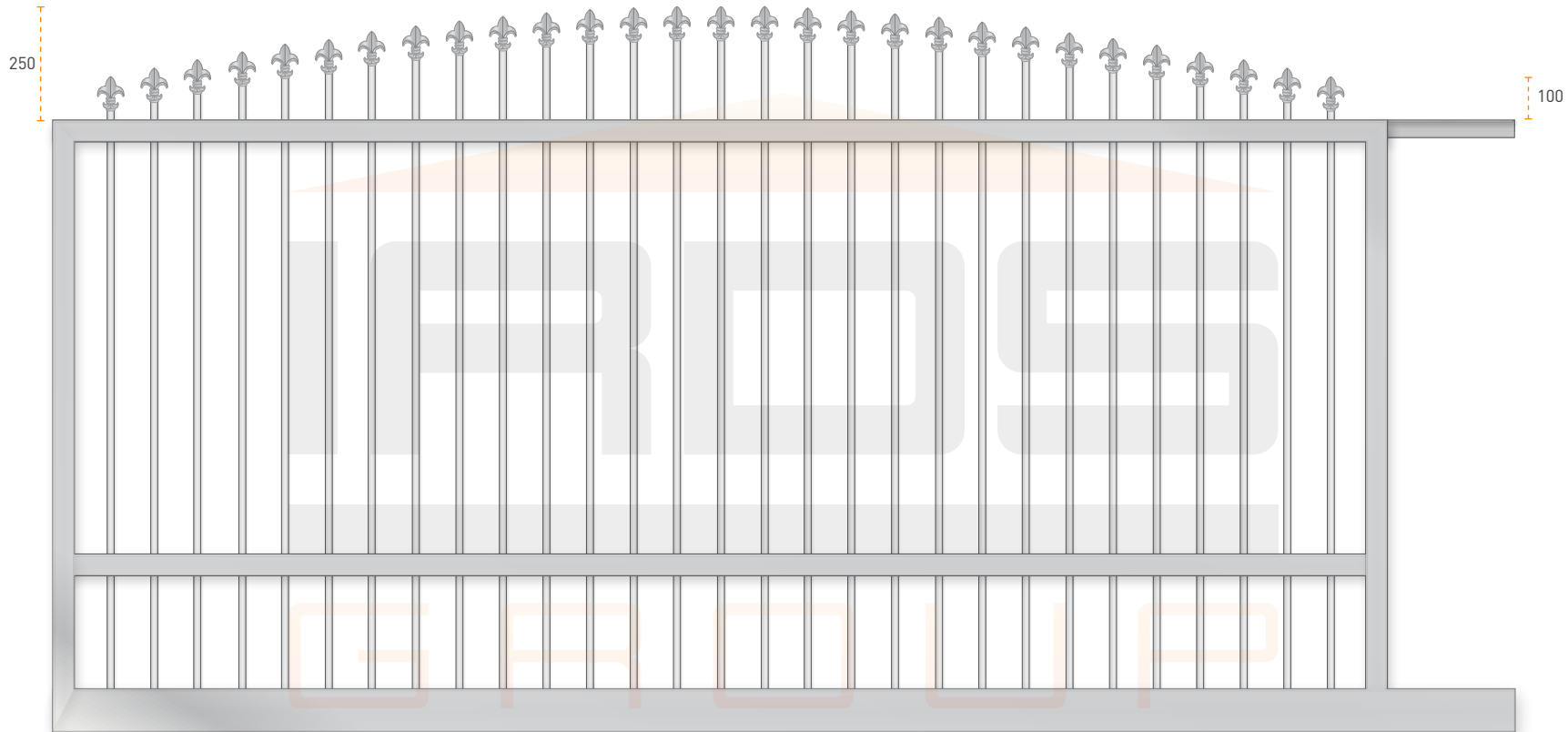
MATERIALS

- Galv Steel
- All of our Sliding Gates are available in the Interpon Powder Coating Colour Range

TITLE: **CRADLE MOUNTAIN**
SLIDING GATE

CONTACT: admin@irdsgroup.com.au

irdsgroup.com.au // (03) 6272 0494



RICHMOND SLIDING GATE

FRAME

- 50 x 50 x 3mm SHS Frame
- 50 x 100 x 3mm RHS Bottom Rail
- Sliding Gate wheels insert into Bottom Rail
- Extends 400mm further than gate width for motor racking to attach to
- 40 x 40 x 3mm Guide Angle
- Extends 400mm past gate to slot into Guide Block
- Mitred Corners

DESIGN

- 19mm CHS (1.2mm) Vertical Tubes
- 110mm Tube Centres


MATERIALS

- Galv Steel
- All of our Sliding Gates are available in the Interpon Powder Coating Colour Range

TITLE: **RICHMOND**
SLIDING GATE

CONTACT: admin@irdsgroup.com.au

irdsgroup.com.au // (03) 6272 0494



TAMAR VALLEY SLIDING GATE

FRAME

- 50 x 50 x 3mm SHS Frame
 - 50 x 100 x 3mm RHS Bottom Rail
 - Sliding Gate wheels insert into Bottom Rail
 - Extends 400mm further than gate width for motor racking to attach to
 - 40 x 40 x 3mm Guide Angle
 - Extends 400mm past gate to slot into Guide Block
- Mitred Corners

DESIGN

- 19mm CHS (1.2mm) Vertical Tubes
- 110mm Tube Centres
- 83 x 8mm Round S Scroll
- 83 x 8mm Round Ring

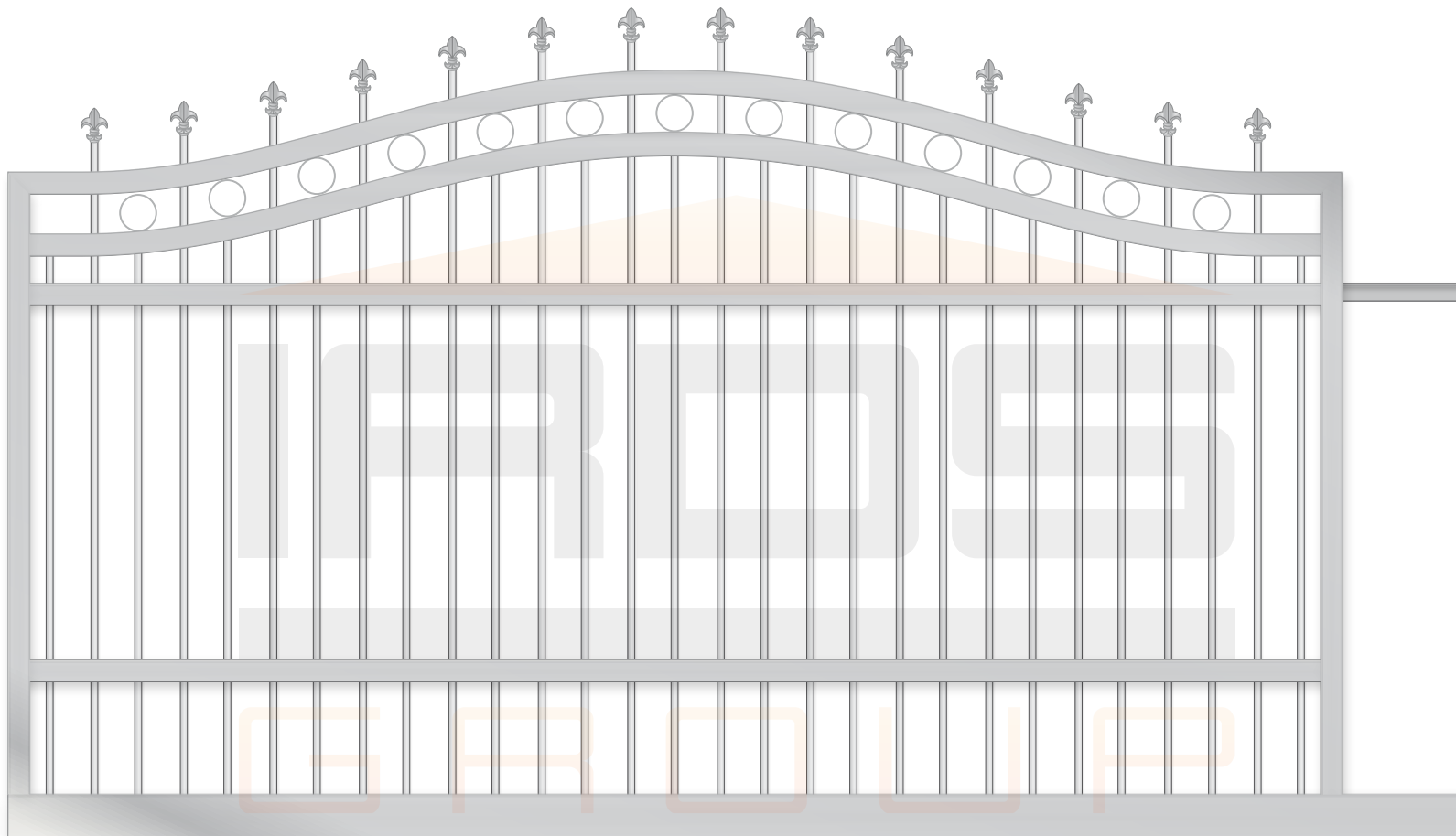
MATERIALS

- Galv Steel
- All of our Sliding Gates are available in the Interpon Powder Coating Colour Range

TITLE: **TAMAR VALLEY**
SLIDING GATE

CONTACT: admin@irdsgroup.com.au

irdsgroup.com.au // (03) 6272 0494



KINGSTON SLIDING GATE



FRAME

- 50 x 50 x 3mm SHS Frame
 - 50 x 100 x 3mm RHS Bottom Rail
 - Sliding Gate wheels insert into Bottom Rail
 - Extends 400mm further than gate width for motor racking to attach to
 - 40 x 40 x 3mm Guide Angle
 - Extends 400mm past gate to slot into Guide Block
- Mitred Corners

DESIGN

- Standard curve height is 300mm rise
- Gate height is measured to top of spears
- 19mm CHS (1.2mm) Vertical Tubes
- 110mm Tube Centres
- Fleur De Lys 'J' Male Spear
- 83mm Flat Ring

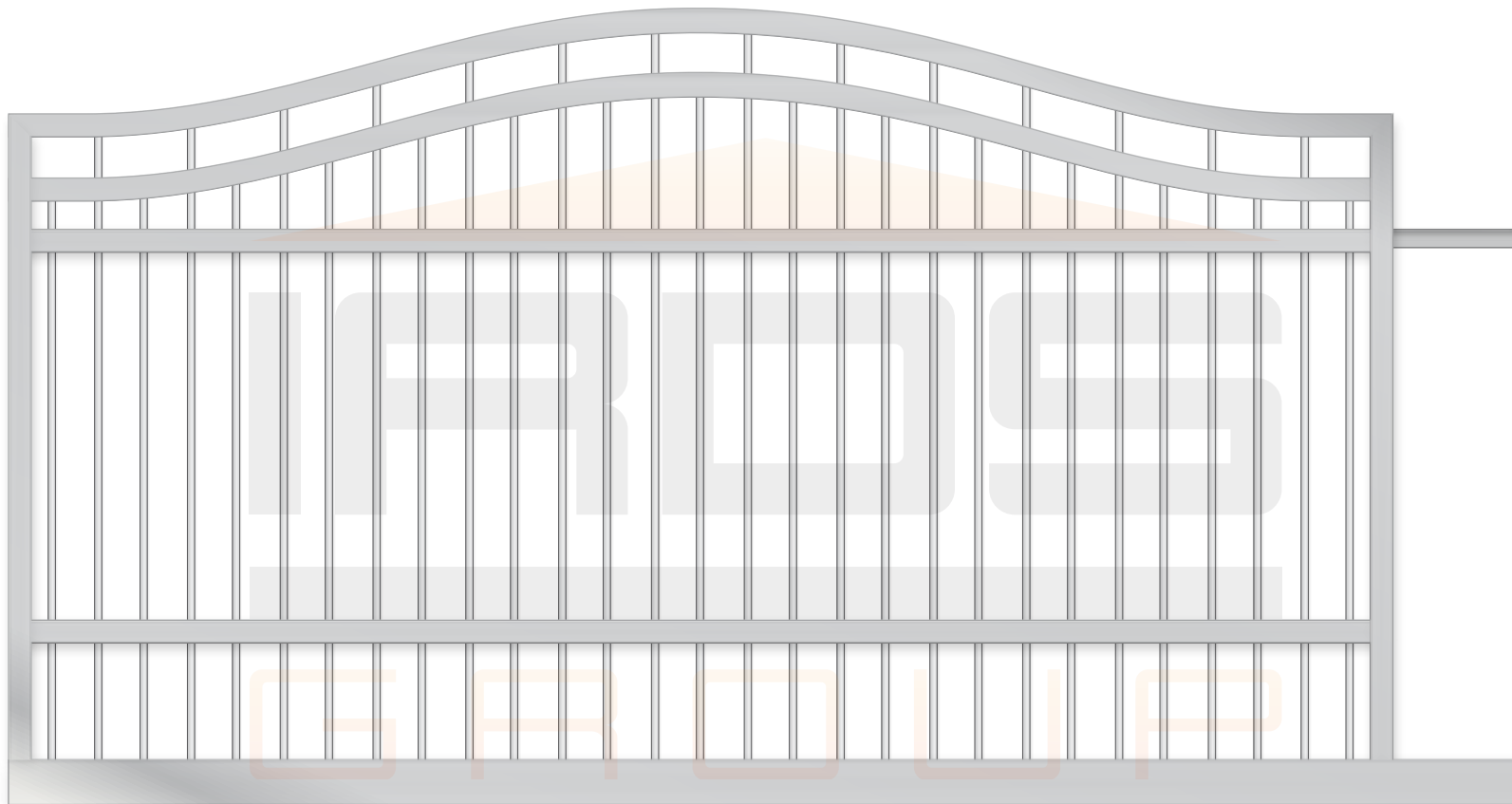
MATERIALS

- Galv Steel
- All of our Sliding Gates are available in the Interpon Powder Coating Colour Range

TITLE: **KINGSTON**
SLIDING GATE

CONTACT: admin@irdsgroup.com.au

irdsgroup.com.au // (03) 6272 0494



PORT ARTHUR SLIDING GATE

FRAME

- 50 x 50 x 3mm SHS Frame
 - 50 x 100 x 3mm RHS Bottom Rail
 - Sliding Gate wheels insert into Bottom Rail
 - Extends 400mm further than gate width for motor racking to attach to
 - 40 x 40 x 3mm Guide Angle
 - Extends 400mm past gate to slot into Guide Block
- Mitred Corners

DESIGN

- Standard curve height is 300mm rise
- Gate height is measured to top of curve
- 19mm CHS (1.2mm) Vertical Tubes
- 110mm Tube Centres

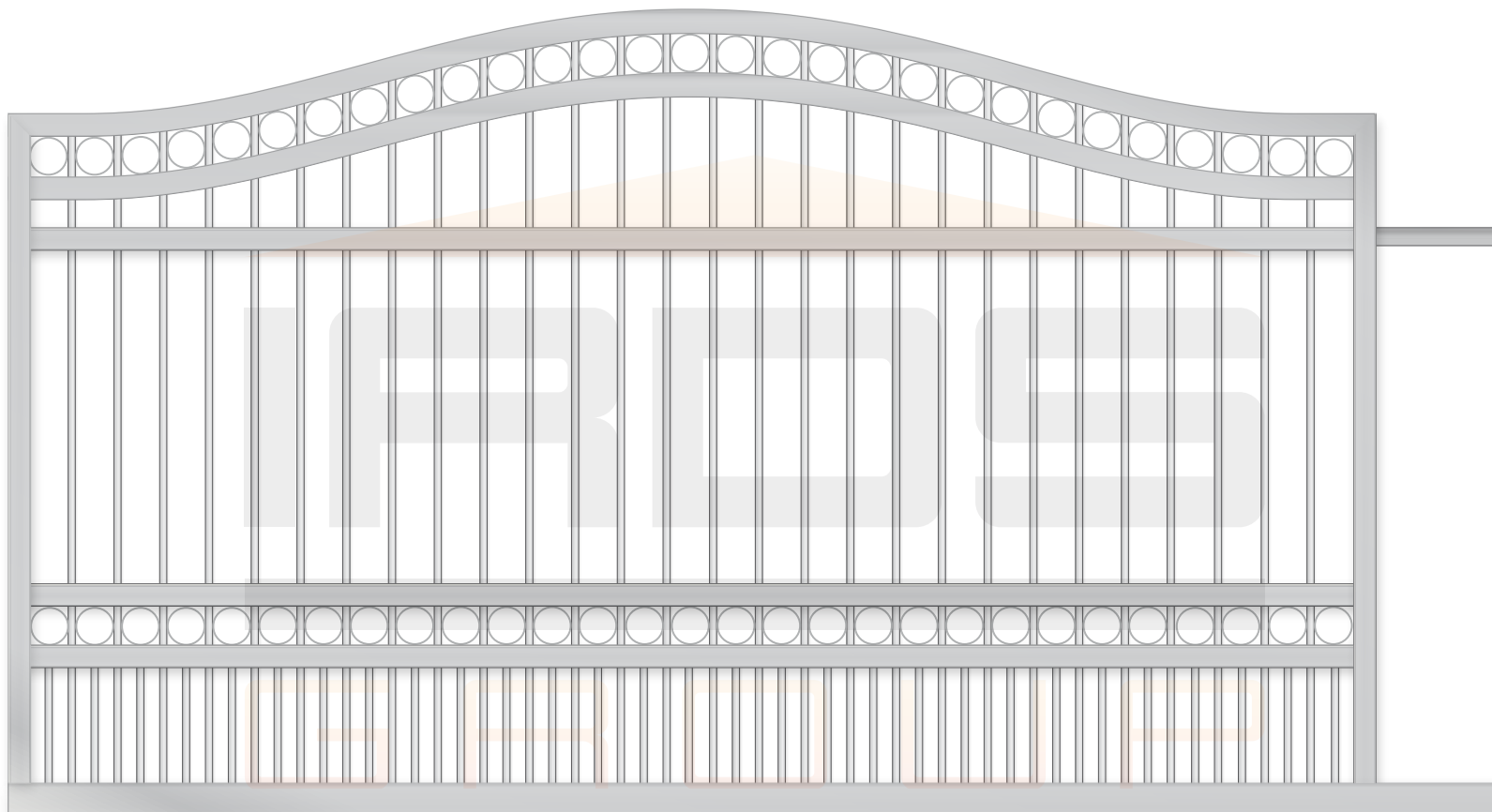
MATERIALS

- Galv Steel
- All of our Sliding Gates are available in the Interpon Powder Coating Colour Range

TITLE: **PORT ARTHUR**
SLIDING GATE

CONTACT: admin@irdsgroup.com.au

irdsgroup.com.au // (03) 6272 0494



STRAHAN SLIDING GATE

FRAME

- 50 x 50 x 3mm SHS Frame
 - 50 x 100 x 3mm RHS Bottom Rail
 - Sliding Gate wheels insert into Bottom Rail
 - Extends 400mm further than gate width for motor racking to attach to
 - 40 x 40 x 3mm Guide Angle
 - Extends 400mm past gate to slot into Guide Block
- Mitred Corners

DESIGN

- Standard curve height is 300mm rise
- Gate height is measured to top of curve
- 19mm CHS (1.2mm) Vertical Tubes
- 110mm Tube Centres
- Doggy Bars @ 55mm Tube Centres
- 83mm Flat Rings

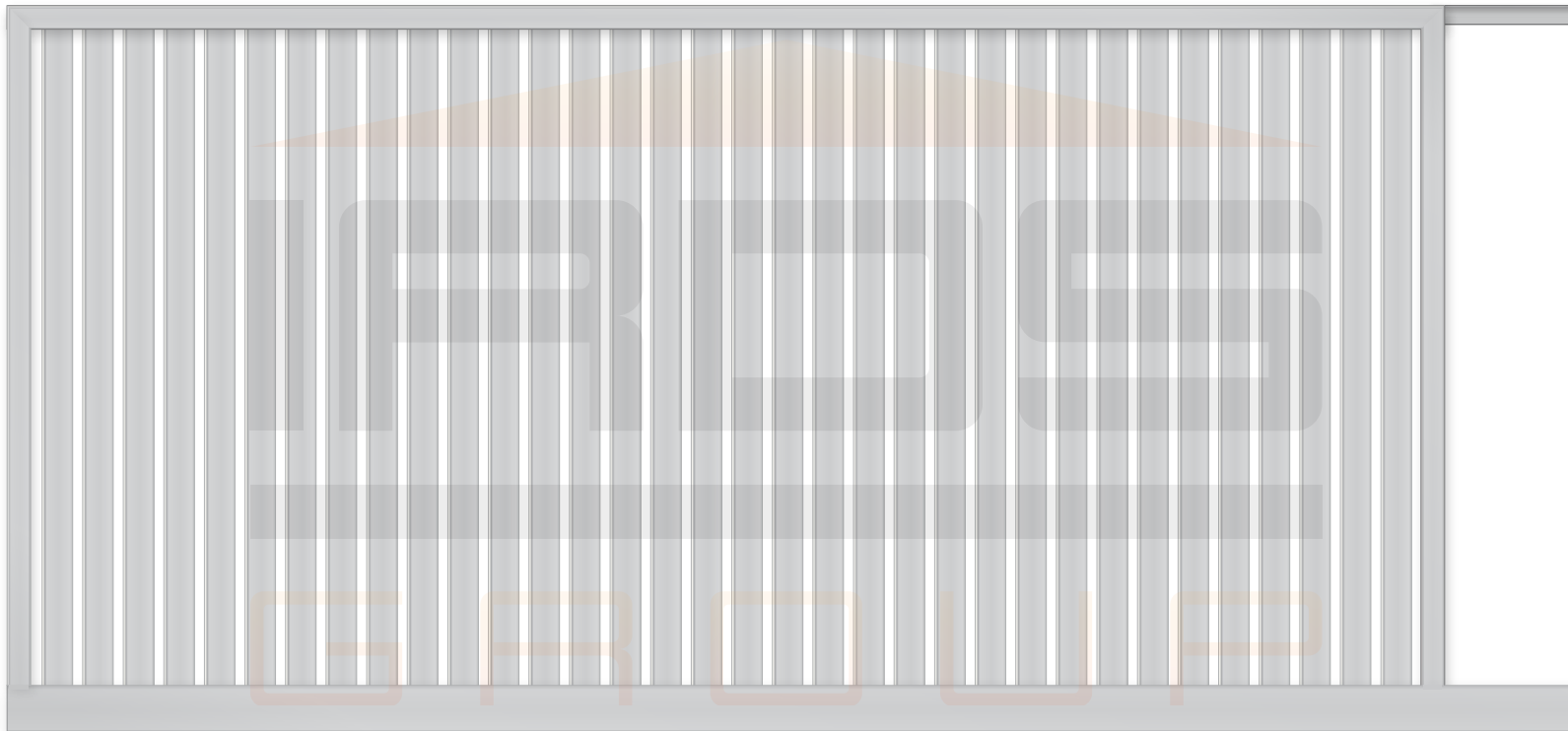
MATERIALS

- Galv Steel
- All of our Sliding Gates are available in the Interpon Powder Coating Colour Range

TITLE: **STRAHAN**
SLIDING GATE

CONTACT: admin@irdsgroup.com.au

irdsgroup.com.au // (03) 6272 0494



BRUNY ISLAND SLIDING GATE

FRAME

- 50 x 50 x 3mm SHS Frame
- 50 x 100 x 3mm RHS Bottom Rail
- Sliding Gate wheels insert into Bottom Rail
- Extends 400mm further than gate width for motor racking to attach to
- 40 x 40 x 3mm Guide Angle
- Extends 400mm past gate to slot into Guide Block

Mitred Corners

DESIGN

- 65 x 16mm Slats
- 20mm Spacings

MATERIALS

Aluminium

All of our Sliding Gates are available in the Interpon Powder Coating Colour Range

TITLE: **BRUNY ISLAND**
SLIDING GATE

CONTACT: admin@irdsgroup.com.au

irdsgroup.com.au // (03) 6272 0494



RUSSELL FALLS SLIDING GATE

FRAME

- 50 x 50 x 3mm SHS Frame
- 50 x 100 x 3mm RHS Bottom Rail
 - Sliding Gate wheels insert into Bottom Rail
 - Extends 400mm further than gate width for motor racking to attach to
- 40 x 40 x 3mm Guide Angle
 - Extends 400mm past gate to slot into Guide Block

Mitred Corners

DESIGN

- 38 x 16mm Slats
- Slats attached using 20 x 20mm U Channel
- 20mm Spacings

MATERIALS

- 6063 T6 Aluminium
- All of our Sliding Gates are available in the Interpon Powder Coating Colour Range

TITLE: **RUSSELL FALLS**
SLIDING GATE

CONTACT: admin@irdsgroup.com.au

irdsgroup.com.au // (03) 6272 0494

**65MM
SLATS**



**90MM
SLATS**



SNUG FALLS SLIDING GATE

Please specify which Slat profile you require when ordering



FRAME

- 50 x 50 x 3mm SHS Frame
- 50 x 100 x 3mm RHS Bottom Rail
- Sliding Gate wheels insert into Bottom Rail
- Extends 400mm further than gate width for motor racking to attach to
- 40 x 40 x 3mm Guide Angle
- Extends 400mm past gate to slot into Guide Block

Mitred Corners

DESIGN

- 65 x 16mm Slats
- 90 x 16mm Slats
- Please specify which Slat profile you require when ordering*
- Slats attached using 20 x 20mm U Channel
- 20mm Spacings

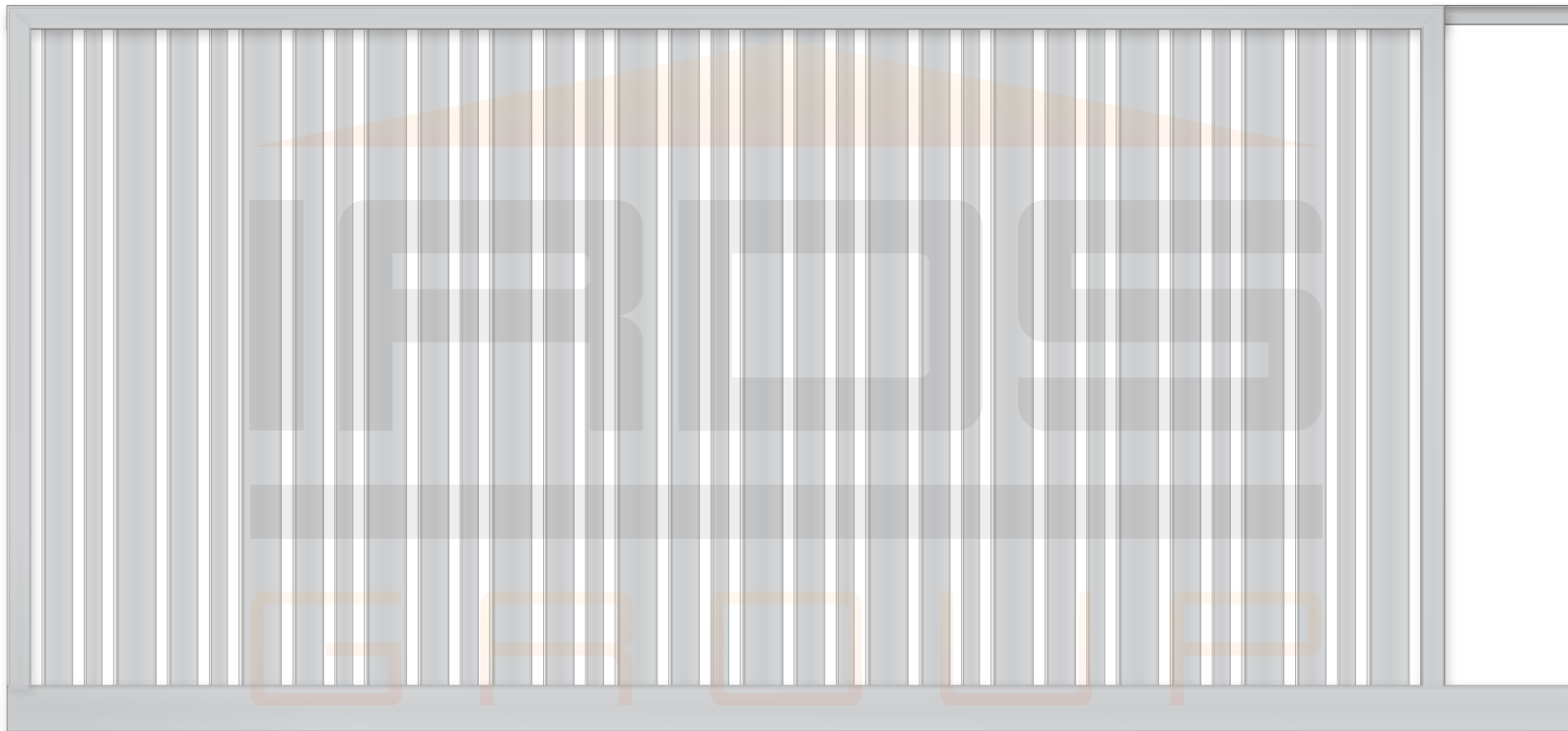
MATERIALS

- 6063 T6 Aluminium - Powder Coated
- All of our Louvred Elliptical Gates are available in the Interpon Powder Coating Colour Range

TITLE: **SNUG FALLS**
SLIDING GATE

CONTACT: admin@irdsgroup.com.au

irdsgroup.com.au // (03) 6272 0494



MOUNT FIELD SLIDING GATE

FRAME

- 50 x 50 x 3mm SHS Frame
 - 50 x 100 x 3mm RHS Bottom Rail
 - Sliding Gate wheels insert into Bottom Rail
 - Extends 400mm further than gate width for motor racking to attach to
 - 40 x 40 x 3mm Guide Angle
 - Extends 400mm past gate to slot into Guide Block
- Mitred Corners

DESIGN

- Slats
- 65 x 16mm Slats
 - 38 x 16mm Slats
 - 90 x 16mm Slats
- 20mm Spacings

MATERIALS

- 6063 T6 Aluminium
- All of our Sliding Gates are available in the Interpon Powder Coating Colour Range

TITLE: **MOUNT FIELD**
SLIDING GATE

CONTACT: admin@irdsgroup.com.au

irdsgroup.com.au // (03) 6272 0494



KING ISLAND SLIDING GATE

FRAME

- 50 x 50 x 3mm SHS Frame
 - 50 x 100 x 3mm RHS Bottom Rail
 - Sliding Gate wheels insert into Bottom Rail
 - Extends 400mm further than gate width for motor racking to attach to
 - 40 x 40 x 3mm Guide Angle
 - Extends 400mm past gate to slot into Guide Block
- Mitred Corners

DESIGN

- Slats
- 90 x 16mm Slats
 - 65 x 16mm Slats
 - 38 x 16mm Slats
- Slats attached using 20 x 20mm U Channel
- 20mm Spacings

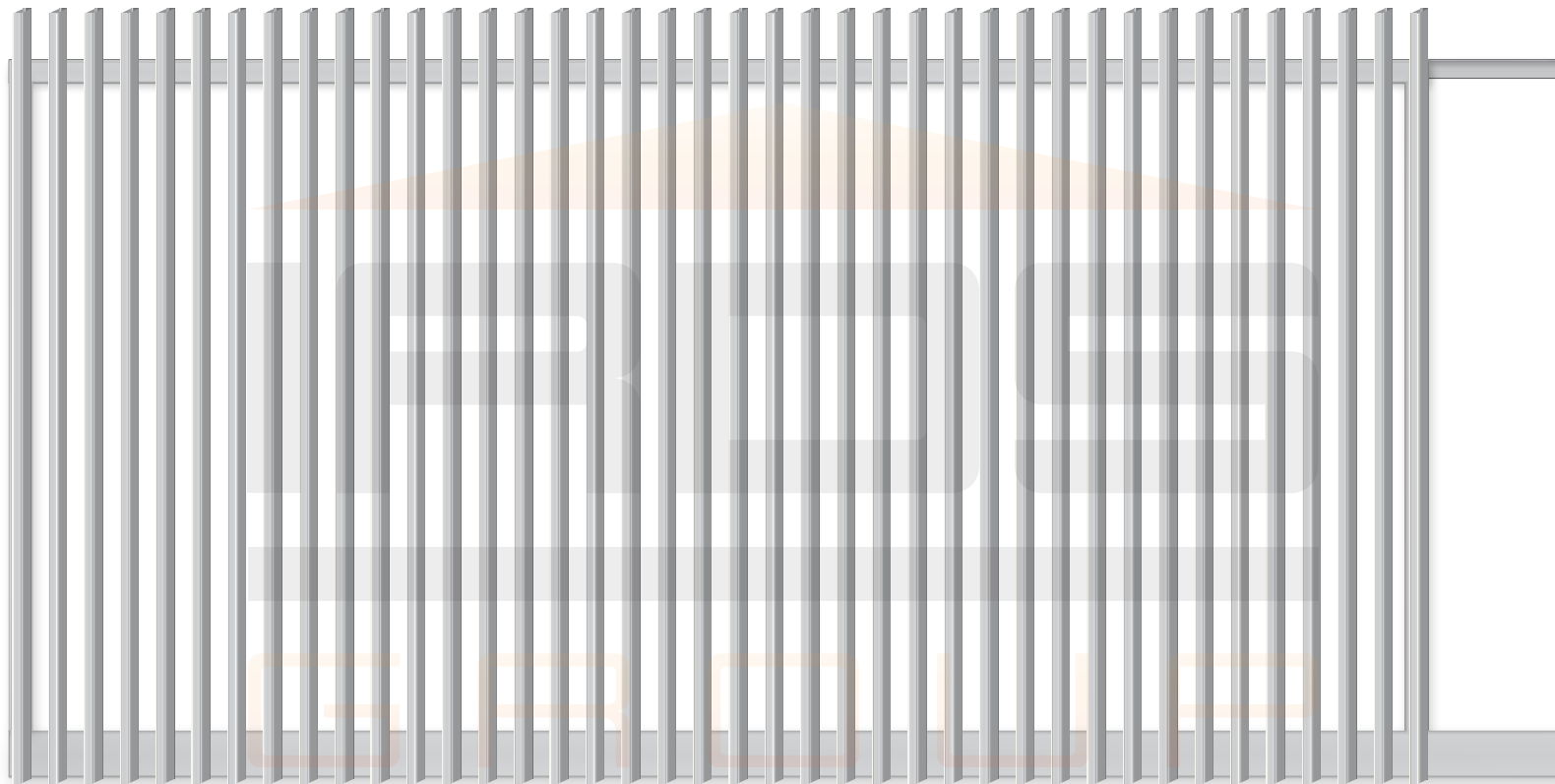
MATERIALS

- 6063 T6 Aluminium
- All of our Sliding Gates are available in the Interpon Powder Coating Colour Range

TITLE: **KING ISLAND**
SLIDING GATE

CONTACT: admin@irdsgroup.com.au

irdsgroup.com.au // (03) 6272 0494



DEVONPORT SLIDING GATE

FRAME

- 50 x 50 x 3mm SHS Frame
50 x 100 x 3mm RHS Bottom Rail
- Sliding Gate wheels insert into Bottom Rail
 - Extends 400mm further than gate width for motor racking to attach to
- 40 x 40 x 3mm Guide Angle
- Extends 400mm past gate to slot into Guide Block
- Mitred Corners

DESIGN

- 65 x 16mm Slats welded on edge
65mm Slat Centres (49mm Gaps)
Caps supplied for the top of slats only
- Optional colour matching cast caps available for a surcharge

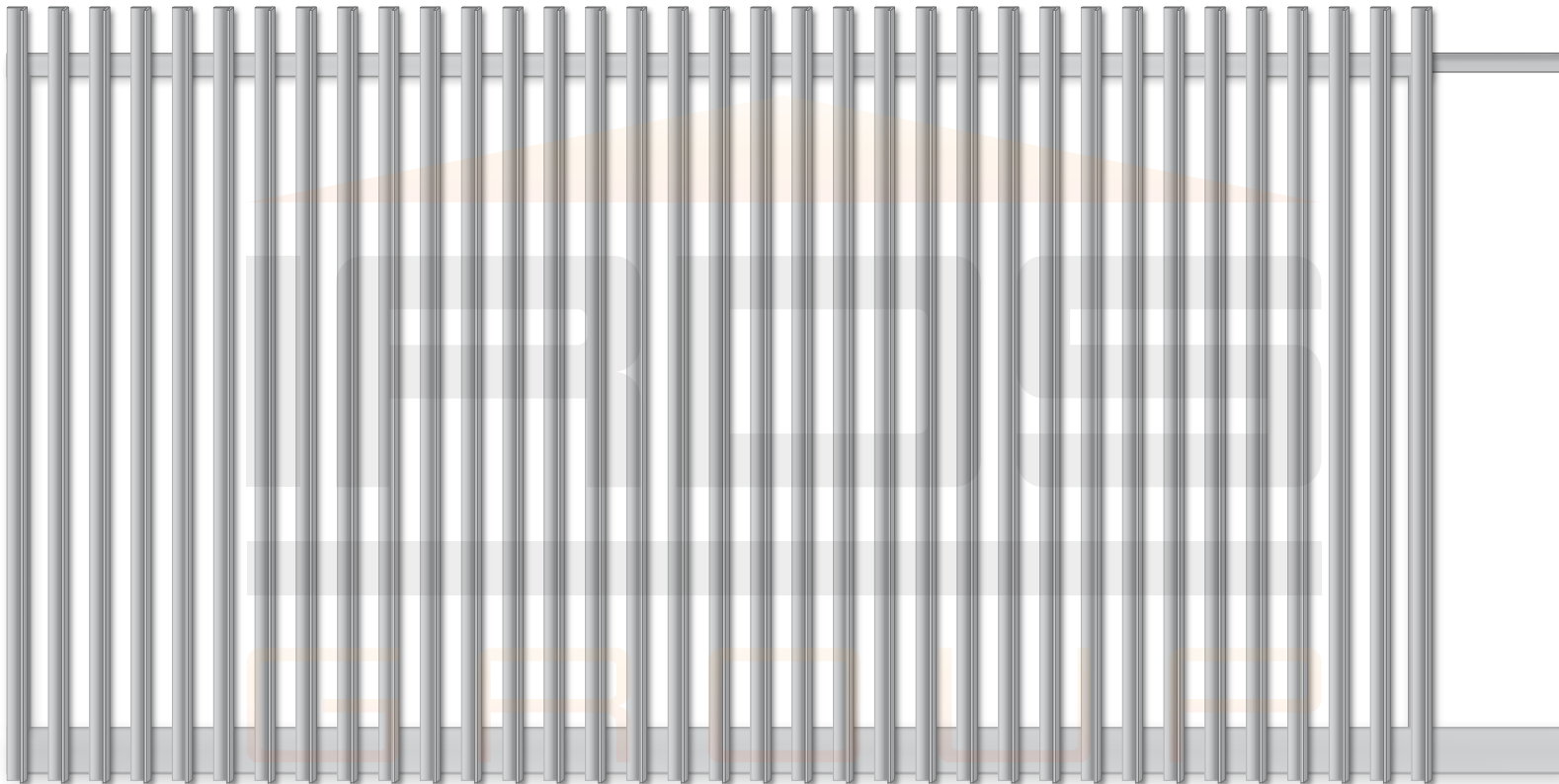
MATERIALS

- 6063 T6 Aluminium
- All of our Sliding Gates are available in the Interpon Powder Coating Colour Range

TITLE: **DEVONPORT**
SLIDING GATE

CONTACT: admin@irdsgroup.com.au

irdsgroup.com.au // (03) 6272 0494



PRIMROSE SANDS SLIDING GATE

FRAME

- 50 x 50 x 3mm SHS Frame
 - 50 x 100 x 3mm RHS Bottom Rail
 - Sliding Gate wheels insert into Bottom Rail
 - Extends 400mm further than gate width for motor racking to attach to
 - 40 x 40 x 3mm Guide Angle
 - Extends 400mm past gate to slot into Guide Block
- Mitred Corners

DESIGN

- 40 x 40 x 3mm Angle
- 50mm Gaps


MATERIALS

- 6063 T6 Aluminium
- All of our Sliding Gates are available in the Interpon Powder Coating Colour Range

TITLE: **PRIMROSE SANDS**
SLIDING GATE

CONTACT: admin@irdsgroup.com.au

irdsgroup.com.au // (03) 6272 0494



HOBART SLIDING GATE

FRAME

- 50 x 50 x 3mm SHS Frame
- 50 x 100 x 3mm RHS Bottom Rail
- Sliding Gate wheels insert into Bottom Rail
- Extends 400mm further than gate width for motor racking to attach to
- 40 x 40 x 3mm Guide Angle
- Extends 400mm past gate to slot into Guide Block

Mitred Corners

DESIGN

- 40 x 40 x 3mm Angle
- 50mm Gaps

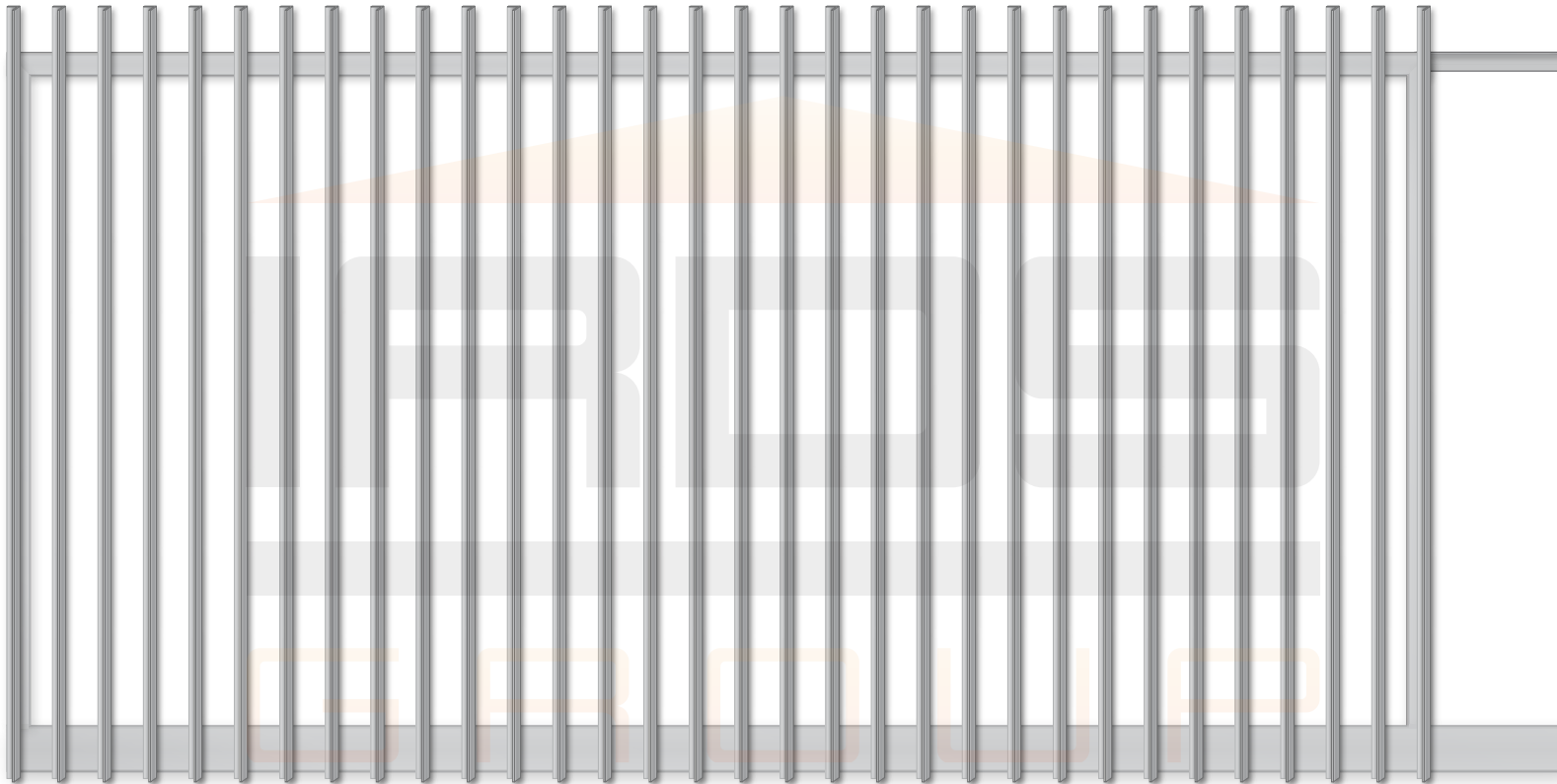
MATERIALS

- 6063 T6 Aluminium
- All of our Sliding Gates are available in the Interpon Powder Coating Colour Range

TITLE: **HOBART**
SLIDING GATE

CONTACT: admin@irdsgroup.com.au

irdsgroup.com.au // (03) 6272 0494



MARIA ISLAND SLIDING GATE

FRAME

- 50 x 50 x 3mm SHS Frame
 - 50 x 100 x 3mm RHS Bottom Rail
 - Sliding Gate wheels insert into Bottom Rail
 - Extends 400mm further than gate width for motor racking to attach to
 - 40 x 40 x 3mm Guide Angle
 - Extends 400mm past gate to slot into Guide Block
- Mitred Corners

DESIGN

- Slats
- 50 x 25 x 3mm Angle
 - 25 x 25 x 3mm Angle
50mm Gaps


MATERIALS

- 6063 T6 Aluminium
- All of our Sliding Gates are available in the Interpon Powder Coating Colour Range

TITLE: **MARIA ISLAND**
SLIDING GATE

CONTACT: admin@irdsgroup.com.au

irdsgroup.com.au // (03) 6272 0494



HUON VALLEY SLIDING GATE

FRAME

- 50 x 50 x 3mm SHS Frame
 - 50 x 100 x 3mm RHS Bottom Rail
 - Sliding Gate wheels insert into Bottom Rail
 - Extends 400mm further than gate width for motor racking to attach to
 - 40 x 40 x 3mm Guide Angle
 - Extends 400mm past gate to slot into Guide Block
- Mitred Corners

DESIGN

- 65 x 16mm Slats
- 20mm Gaps

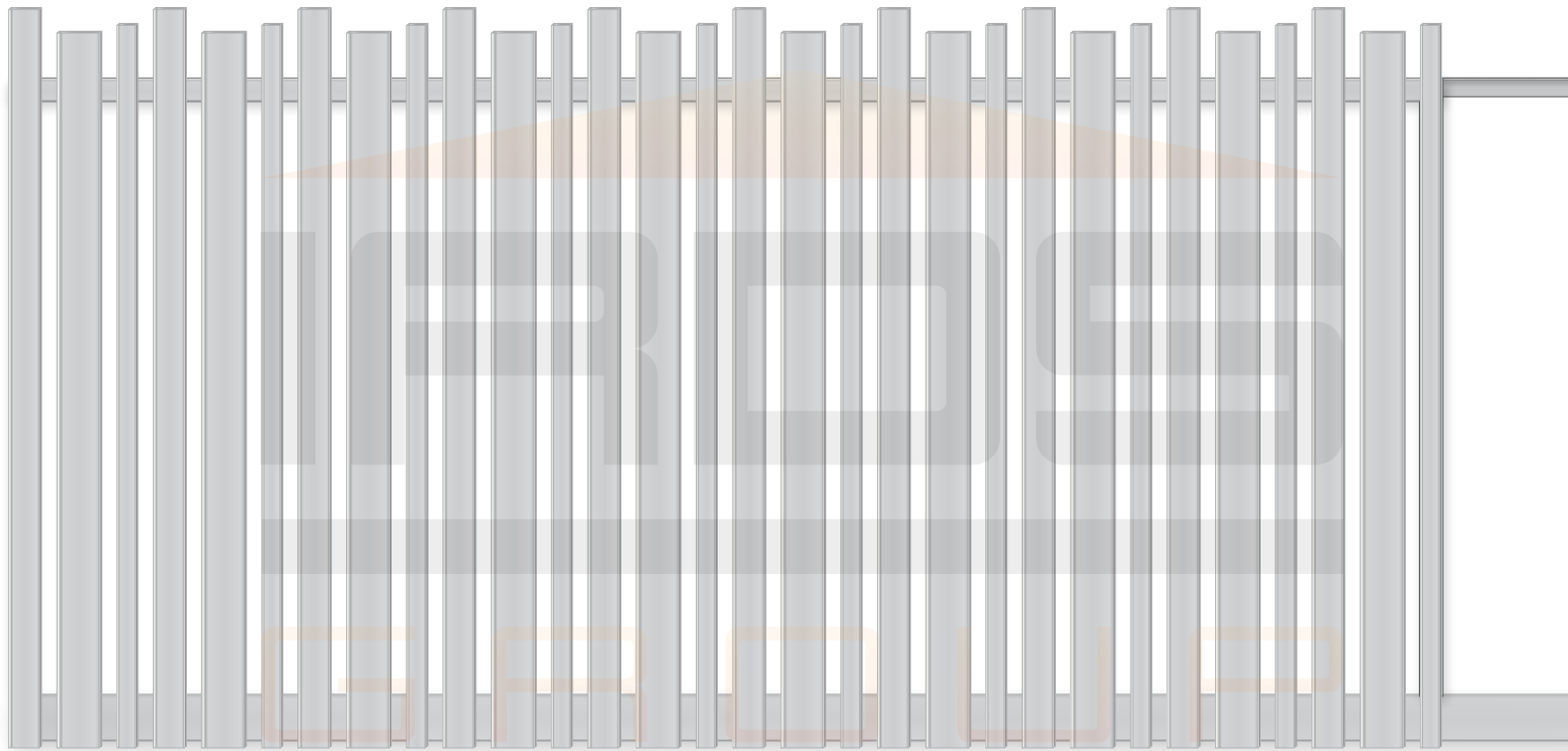
MATERIALS

- 6063 T6 Aluminium
- All of our Sliding Gates are available in the Interpon Powder Coating Colour Range

TITLE: **HUON VALLEY**
SLIDING GATE

CONTACT: admin@irdsgroup.com.au

irdsgroup.com.au // (03) 6272 0494



BICHENO SLIDING GATE

FRAME

50 x 50 x 3mm SHS Frame

50 x 100 x 3mm RHS Bottom Rail

- Sliding Gate wheels insert into Bottom Rail
- Extends 400mm further than gate width for motor racking to attach to

40 x 40 x 3mm Guide Angle

- Extends 400mm past gate to slot into Guide Block

Mitred Corners

DESIGN

Slats

- 65 x 16mm Slat
- 90 x 16mm Slat
- 38 x 16mm Slat

20mm Gaps

Welded Caps on top of Slats only (not cast)

MATERIALS


6063 T6 Aluminium

All of our Sliding Gates are available in the Interpon Powder Coating Colour Range

TITLE: **BICHENO**
SLIDING GATE

CONTACT: admin@irdsgroup.com.au

irdsgroup.com.au // (03) 6272 0494



WINE GLASS BAY SLIDING GATE

FRAME

- 50 x 50 x 3mm SHS Frame
- 50 x 100 x 3mm RHS Bottom Rail
- Sliding Gate wheels insert into Bottom Rail
- Extends 400mm further than gate width for motor racking to attach to
- 40 x 40 x 3mm Guide Angle
- Extends 400mm past gate to slot into Guide Block
- Mitred Corners

DESIGN

- 50 x 25 x 1.6mm Baluster RHS
- 65 x 16mm Slats
- 65mm Slat Centres
- Plastic Caps supplied for top of slats only

MATERIALS

- 6063 T6 Aluminium
- All of our Sliding Gates are available in the Interpon Powder Coating Colour Range

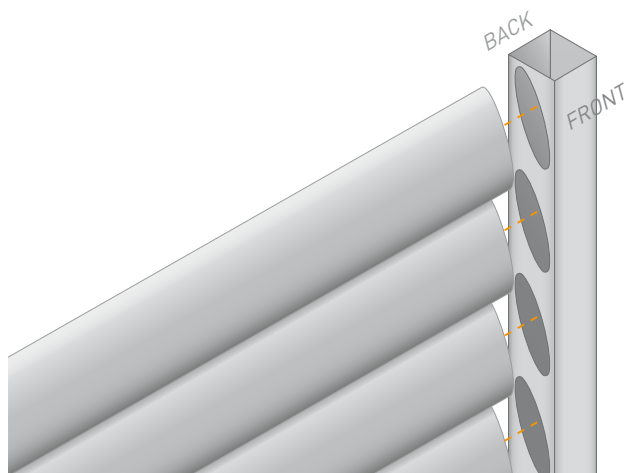
TITLE: **WINE GLASS BAY**
SLIDING GATE

CONTACT: admin@irdsgroup.com.au

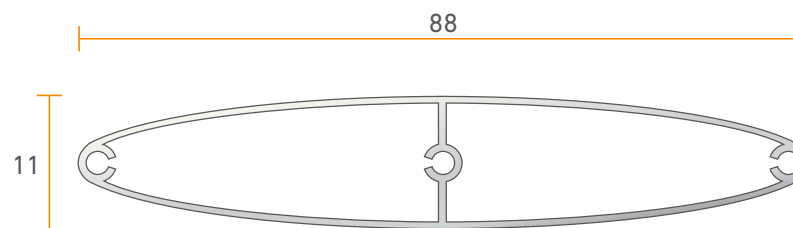
irdsgroup.com.au // (03) 6272 0494



LAUNCESTON SLIDING GATE



50 X 50MM CNC EXTRUSION DETAIL



88 x 11 x 1.8 ELLIPTICAL SLAT with Centre Support Gusset



FRAME

50 x 50 x 3mm SHS Frame

50 x 100 x 3mm RHS Bottom Rail

- Sliding Gate wheels insert into Bottom Rail
- Extends 400mm further than gate width for motor racking to attach to

40 x 40 x 3mm Guide Angle

- Extends 400mm past gate to slot into Guide Block

Mitred Corners

DESIGN

88 x 11 x 1.8mm Aluminium Elliptical Slat

- Slat are rotated 75° and slightly overlapped to create the louvred style
- Slats are welded into Stile

CNC Routed Centre Back Strap Support for panels over 1500mm wide

Raking is not possible with louvred products

MATERIALS

6063 T6 Aluminium - Powder Coated

All of our Louvred Elliptical Gates are available in the Interpon Powder Coating Colour Range

TITLE: **LAUNCESTON**
SLIDING GATE

CONTACT: admin@irdsgroup.com.au

irdsgroup.com.au // (03) 6272 0494